



INVESTOR PRESENTATION

November 2025

DISCLAIMER

This presentation contains general information about RGB International Berhad and its subsidiaries (collectively, the 'Group') and their activities current as at 12 July 2024, unless otherwise stated. It is provided in summary form, does not purport to be complete and may be subject to change at any time without notice. It should be read in conjunction with the Group's other periodic and continuous disclosure announcement which are available at www.rgbgames.com.

This document and any oral presentation accompanying it has been prepared in good faith, however, no express or implied representation or warranty is given as to the accuracy or completeness of the information in this document, in any accompanying presentation or in any other written or oral communication transmitted or made available to any investor or potential investor (collectively, the "Other Materials"). Nothing in this document, in any accompanying presentation or in any Other Materials is, or shall be relied upon as, a promise or representation. All statutory representations and warranties are excluded, and any liability in negligence is excluded, in both cases to the fullest extent permitted by law. No responsibility is assumed for any reliance on this document or the accompanying presentation or any Other Materials.

Without limiting the above, this document, any accompanying presentation and any Other Materials may contain forecasts, forward looking statements or statements as to future affairs which are based on estimates, assumptions and expectations of the Group (some or all of which may not be satisfied or may not occur) that, while used in good faith, necessarily involve (i) subjective judgements, (ii) inherent uncertainties; and (iii) significant contingencies, many of which are beyond the Group's control or reflect future business decisions which are subject to change. Any forecast or financial information presented in this presentation and any Other Materials must not be taken as a representation as to future matters.

Therefore, there can be no assurance that such forecasts, forward looking statements or statements as to future affairs will be realized or that the Group's actual or future results, or subsequent forecasts, will not vary significantly from such forecasts, forward looking statements and statements as to future affairs. The actual results may vary from the anticipated results and such variations may be material. Any and all forecasts and financial information in this document and any Other Materials are not, and shall not be relied upon as, a promise or representation as to future matters.

The Group's results may be affected by factors including, but not limited to, the risks and uncertainties in competitive developments, regulatory actions, litigation and investigations, business development transactions, economic conditions, pandemics and changes in laws and regulations. The Group accepts no responsibility or liability in relation to the accuracy or completeness of any forecasts, forward looking statements or whether they are achievable. The Group does not assume any obligation to revise or update this document or any Other Materials. Certain data included herein has been obtained from alternative external sources and as such may be inconsistent given differing underlying assumptions and sources. We have not independently verified information from these external sources.



EXECUTIVE SUMMARY



1

2025 remains one of the strongest revenue years in the past decade, despite global and regional challenges



2

Lower order volume in 2025 (vs 2024) due to deferral of two major projects to 2026 as well as slower release of new games from manufacturers



3

The delayed projects are expected to fuel significant growth in 2026



4

TSM operations in Philippines were affected by monsoon-enhanced and typhoon-driven major flood events



5

TSM operations near the Cambodia border are experiencing slower business due to regional tensions



6

Under CGMC's directive, machines over 10 years old or non-compliant with Cambodian / international standards will be replaced – presenting market opportunity of ~5,000 gaming machines with strong upside potential for RGB



7

RGB remains optimistic about both short-term resilience and long-term growth opportunities

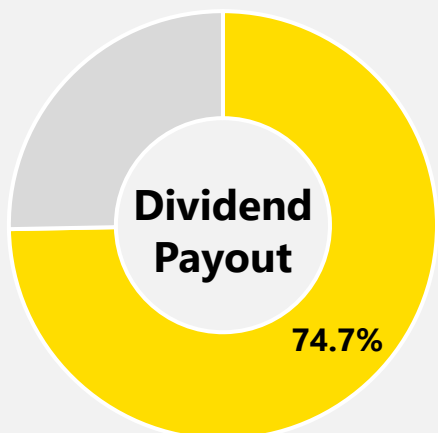
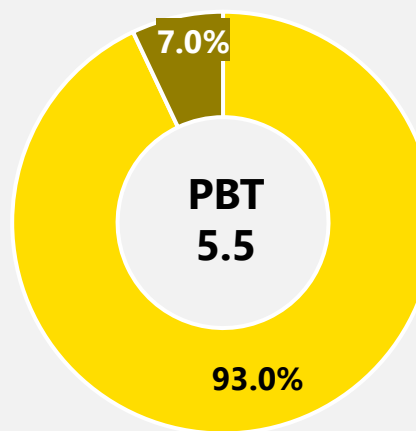
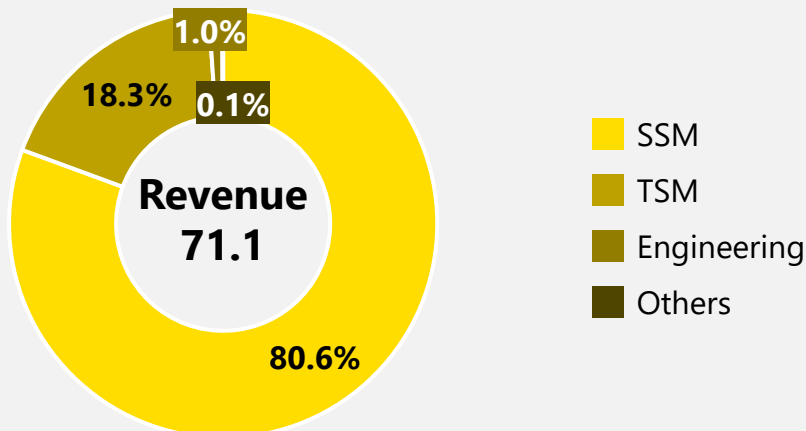


Q3 2025 OVERVIEW

Q3 2025 FINANCIAL HIGHLIGHTS

TSM operations were impacted by adverse weather conditions, high jackpot payouts and temporary closure of outlets due to regional tension near the Cambodia border

(RM mil)



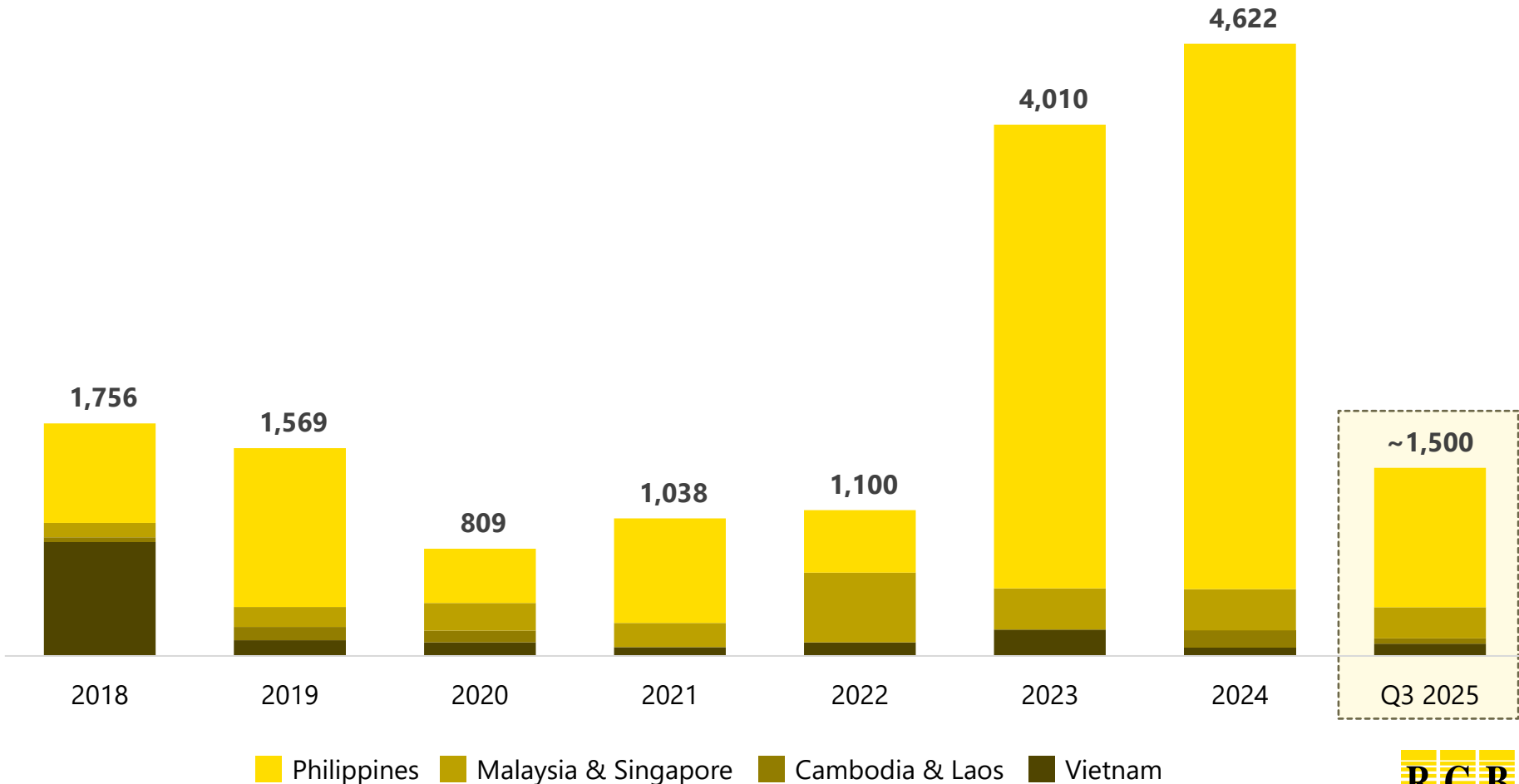
NOTES

- Q3 2025 revenue & PBT are down 25% and 73% Y-o-Y
- SSM and TSM are down 14% and 51% Y-o-Y
- TSM revenue were impacted by major monsoon and typhoon related flood events in Philippines as well as regional tensions between Cambodia and Thailand – several outlets were temporarily closed
- Total dividend of RM 0.002/share⁽¹⁾ for Q3 represent 75% payout from net profit

Note: (1) Dividend payout over total net profit of RM 4.1mil.

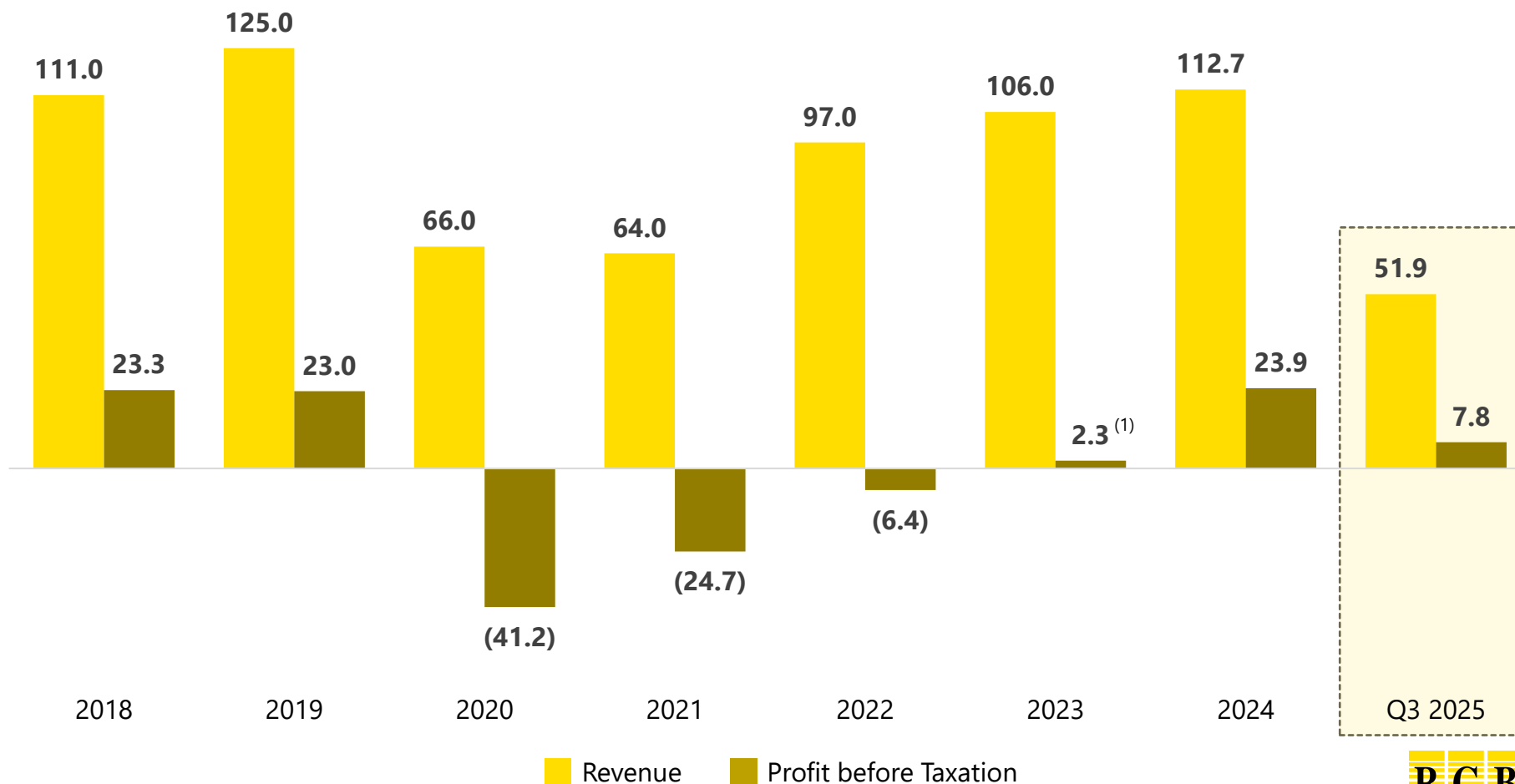
PERFORMANCE – SSM DIVISION

Number of Slot Machines Sold



PERFORMANCE – TSM DIVISION

Revenue and Profit Before Taxation (*RM mil*)

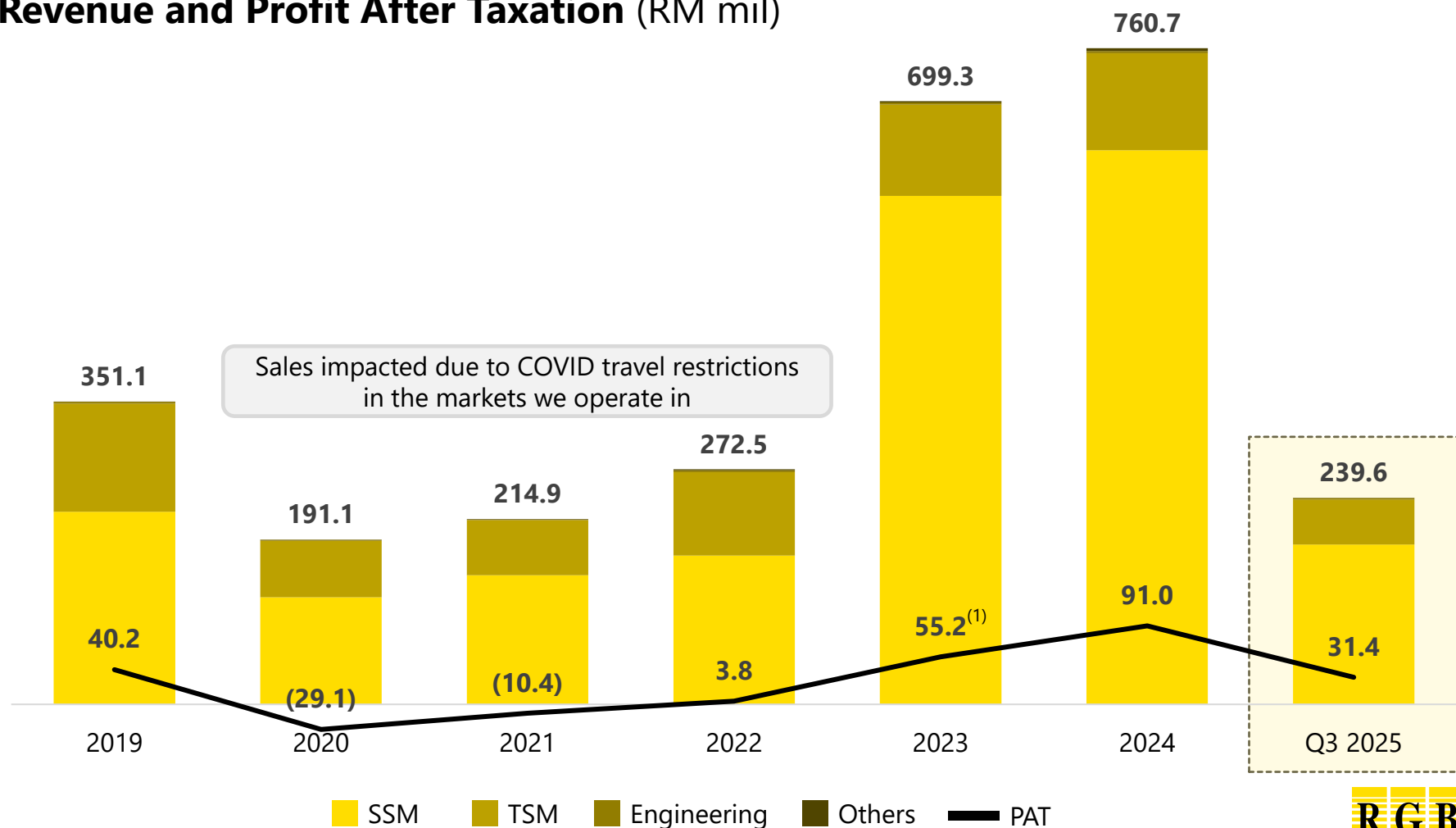


Note: (1) Excludes impairment of RM15.1mil in 2023.



FINANCIAL OVERVIEW

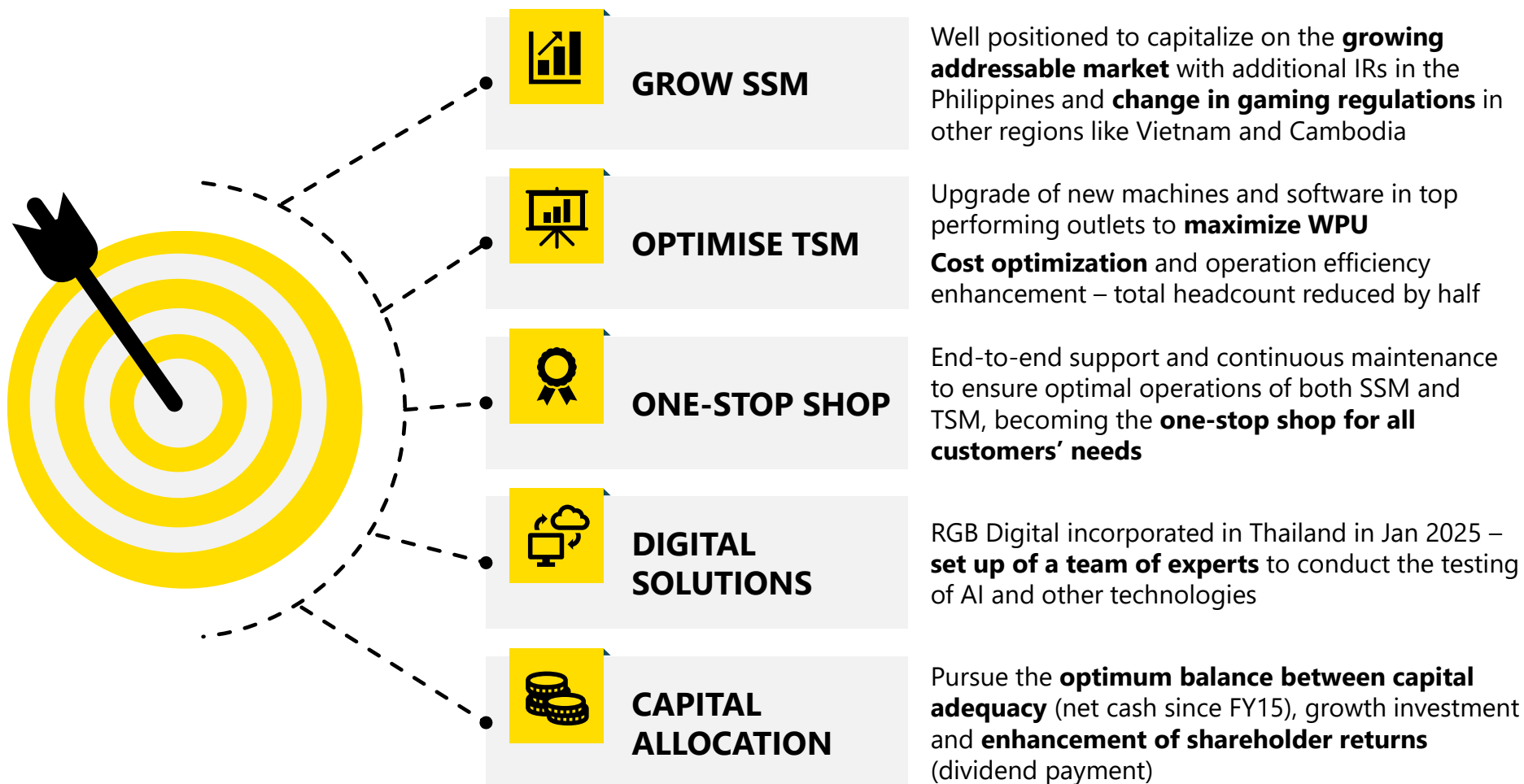
Revenue and Profit After Taxation (RM mil)



Note: (1) Excludes trade receivables impairments and writebacks.

STRATEGY

STRATEGY MOVING FORWARD



SALES, SERVICES & MARKETING (SSM)

2025

- Strong recovery in Cambodia (now with exclusive agent role)
- Lower order volume due to deferral of two major projects to 2026 and slower release of new games by manufacturers

2026

- Privatization of PAGCOR-owned clubs and casinos
 - Currently closely monitoring the performances of the 1,968 machines commissioned in November 2024 as part of the upgrade program
- Conversion of VIP slot clubs to integrated resorts in the Philippines
- Delayed projects in Philippines from 2025 expected to be opened by Q3 2026

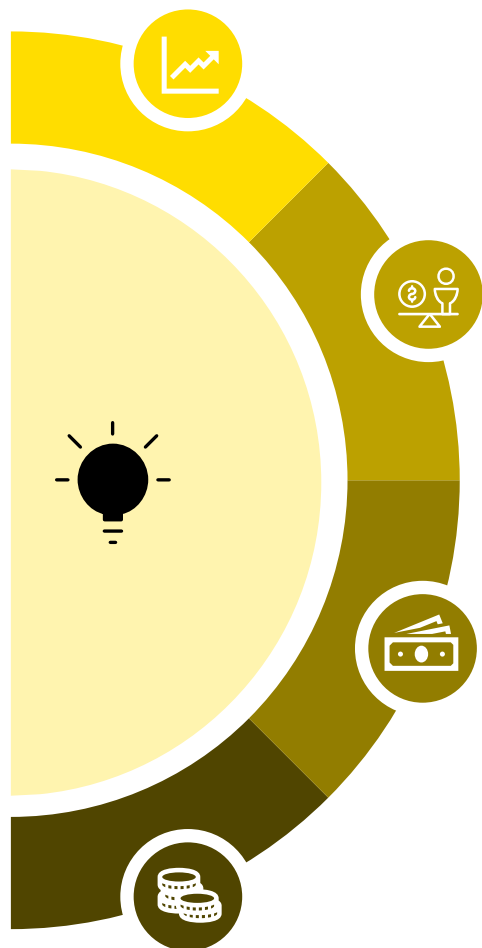
TECHNICAL SUPPORT & MANAGEMENT (TSM)

2025

- Further reduction of depreciation expected as more machines become fully depreciated
- Machine upgrades in top performing outlets – expected to deploy >200 machines
- Target new outlets with higher returns
- Opportunity to dispose fully depreciated TSM assets through second hand sale in SSM
- Further enhance cost optimization and operational efficiency through recruitment of more local personnels (vs expats)

OUTLOOK & INVESTMENT HIGHLIGHTS

INVESTMENT HIGHLIGHTS



Strong Demand Fueled by Booming Gaming Industry

- Continued growth in Philippines gaming revenue, which has surpassed Singapore
- Up to 8 IRs planned and aggressive expansion of existing IRs in Philippines
- New cycle of equipment upgrades/replacement in regional casinos
- UAE and Japan casino legalization

Healthy Balance Sheet to Support Dividend Payouts

- Zero borrowings since 2022 and net cash position since 2015
- Net cash⁽¹⁾ of ~RM 138.0 mil as of Q3 '25
- Ability to deploy capital to support growth as well as dividend payouts
- LTM DPS of RM 0.02 implies yield of c.9.3%⁽²⁾

Strong FCF Generation and Asset Light Model

- Distributor of market leading brands (Aristocrat and Light & Wonder) which combined have ~70% market share in most countries across Asia
- Current recurring order book expanded to ~2,500 machines

Low P/E Valuation

- Trading at LTM P/E⁽³⁾ multiple of 5.3x and 3.1x on ex-cash basis
- Current net cash⁽¹⁾ position represents ~41.7% of market capitalization of ~RM331.3 mil



Note: All market data as of 25th November 2025. (1) Includes deposits with licensed banks, cash and bank balances and money market funds. (2) Dividend yield calculated based on dividends paid in the last twelve months. (3) Calculated based on LTM net profit.

REPLACEMENT MARKET



On average, replacement rate in the market is 8-12%. Below illustration is based on a conservative assumption of 6% - 2025 replacement market was slower due to non-performing new game titles from previous year leading to more warranty conversions instead of paid conversions of games



VIETNAM

Total EGM: 3,000
Replacement: 180



LAOS

Total EGM: 1,200
Replacement: 72



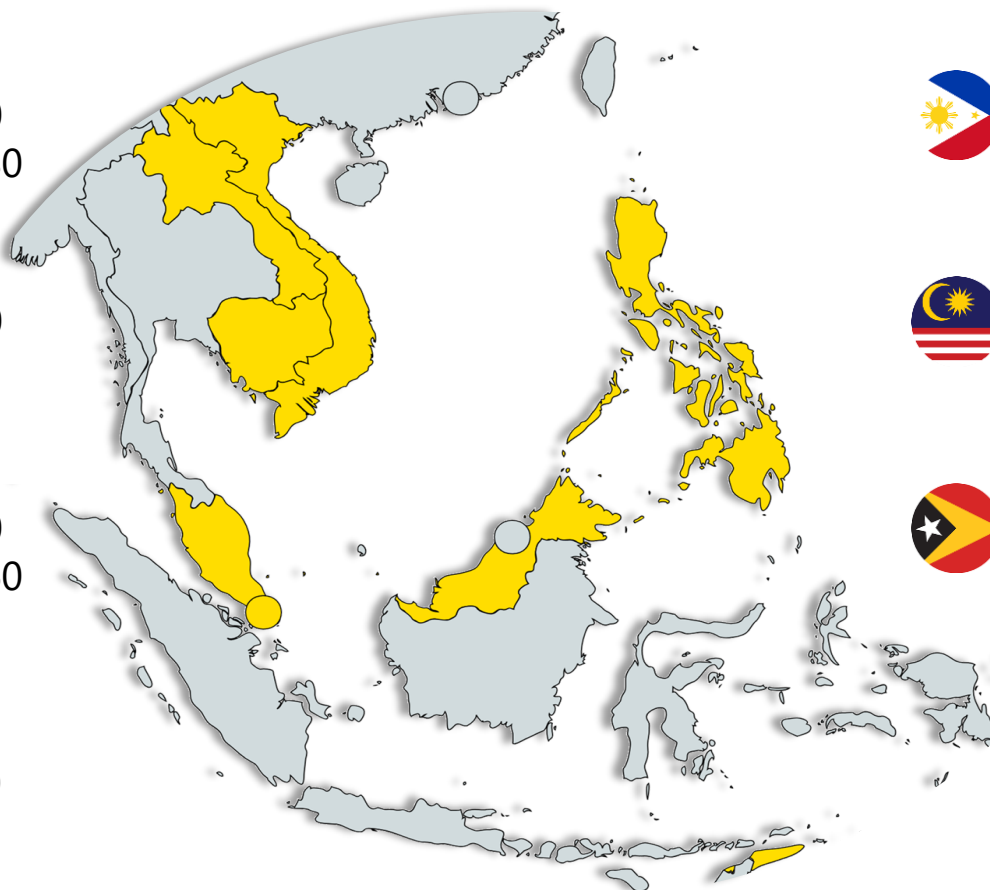
CAMBODIA

Total EGM: 6,000
Replacement: 360



SINGAPORE

Total EGM: 500
Replacement: 30



PHILIPPINES

Total EGM: 23,000
Replacement: 1,380



MALAYSIA

Total EGM: 8,000
Replacement: 480



TIMOR-LESTE

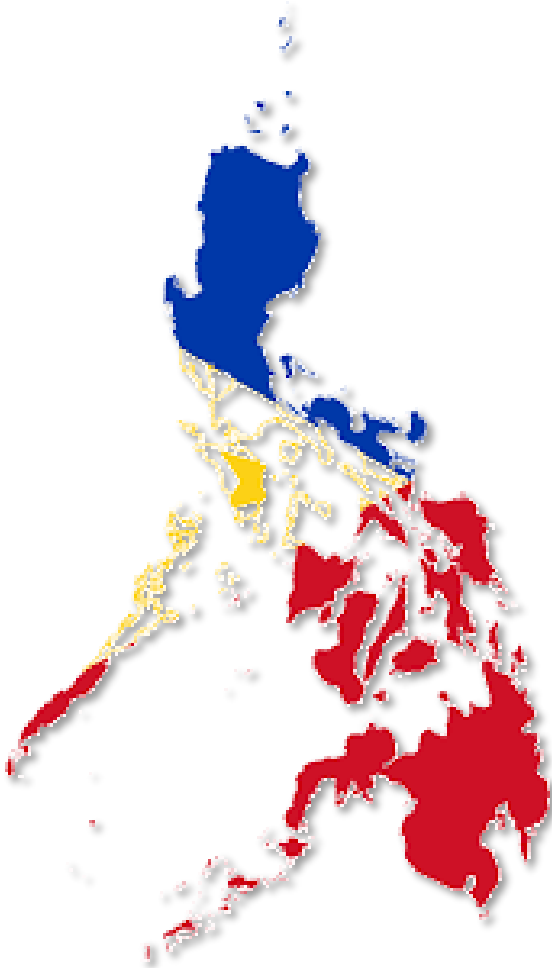
Total EGM: 200
Replacement: 12

COMBINED

Total EGM: 44,000
Replacement: **2,514**



PHILIPPINES – WHAT TO EXPECT?



PAGCOR

- Privatisation of PAGCOR-operated casinos (40 sites)
- Upgrade of >3,000 machines prior to sale
 - Of which RGB supplied 1,968 machines
- PAGCOR aiming to launch its own online casino brand with a joint venture partner in 2026
- Product to be offered includes live slots, RNG games and live streaming of table games

Remote Gaming

- Gaming tax cut on licensed online operators to 35%
- PIGO operators are adding ~25% to existing capacity

New Openings of IRs

- Up to eight casino projects are being planned in the next 5 years
 - Westside Manila Casino
 - LaVie Casino
 - Winford Casino
 - Solaire Cavite
 - Gold Coast Entertainment City
 - Emerald Bay Cebu
 - The Base Resort Clark
 - Manila Waterfront Casino
- At least one IR opening every year – Westside Manila casino announced opening in Q3 2026 (expect orders to be placed soon)
- Expansion of existing IRs – Hann Resorts (Dec 2025), D'Heights (2026)



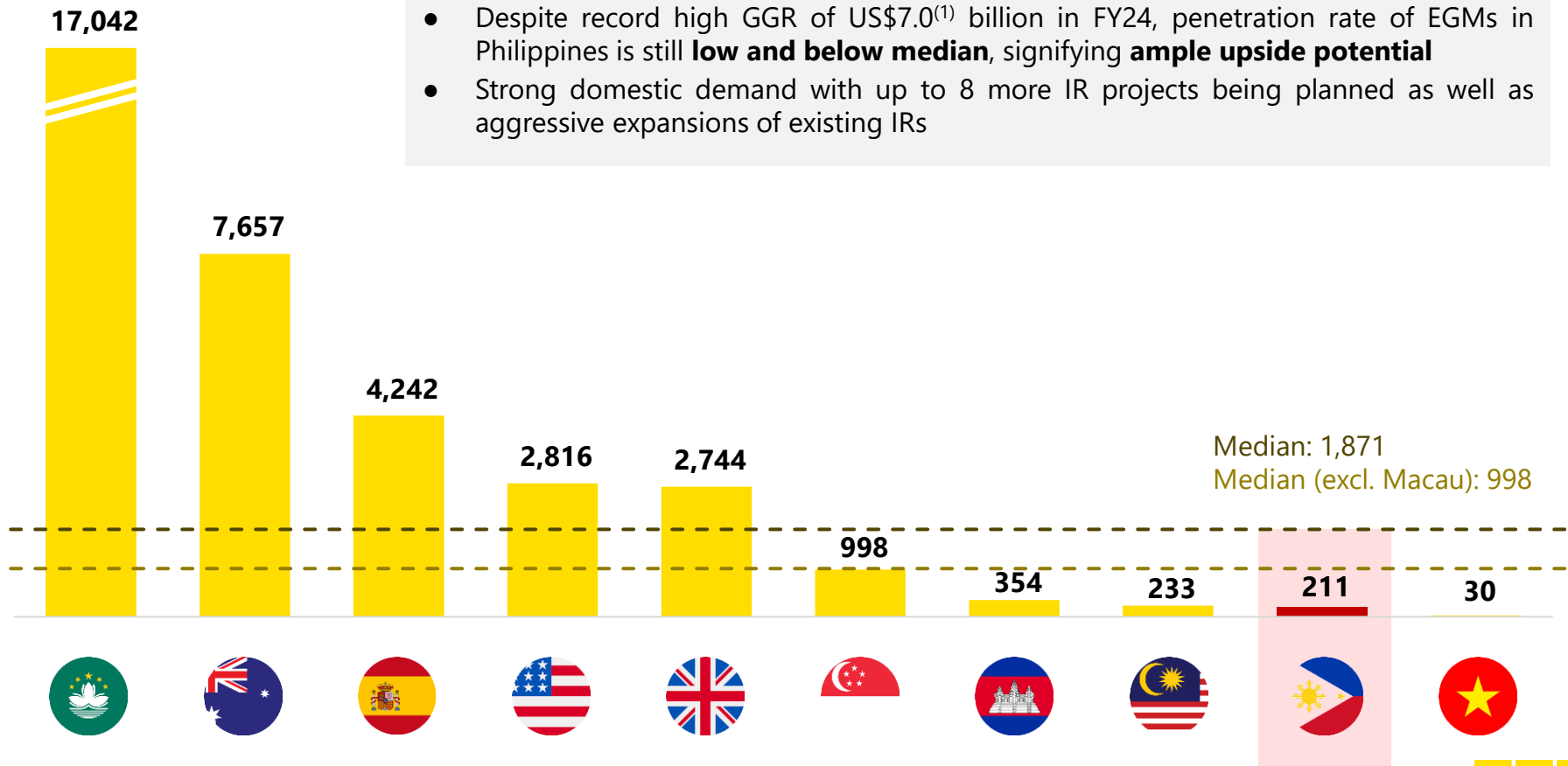
VIETNAM – WHAT TO EXPECT?



- Vietnam's Ministry of Finance is proposing an investment policy for a **\$2.0 billion luxury casino complex in the north-eastern province of Quang Ninh**
- Project will be built in Van Don district of Van Yen commune, and the ministry proposes **allowing Vietnamese citizens** to take part in casino gaming at the resort under a pilot program
 - The Vietnamese government has renewed a decree in 2024 to allow some citizens to gamble at selected casinos
 - Pilot program allowing locals to gamble at Phu Quoc's Corona Resort & Casino and Ho Tram in Ho Chi Minh City
- The complex will be built in 3 phases, with the first phase estimated to be **completed in 2027**
- Quang Ninh province had approved Sun Group as the sole investor in a Van Don casino

PHILIPPINES – IS THERE ROOM FOR MORE?

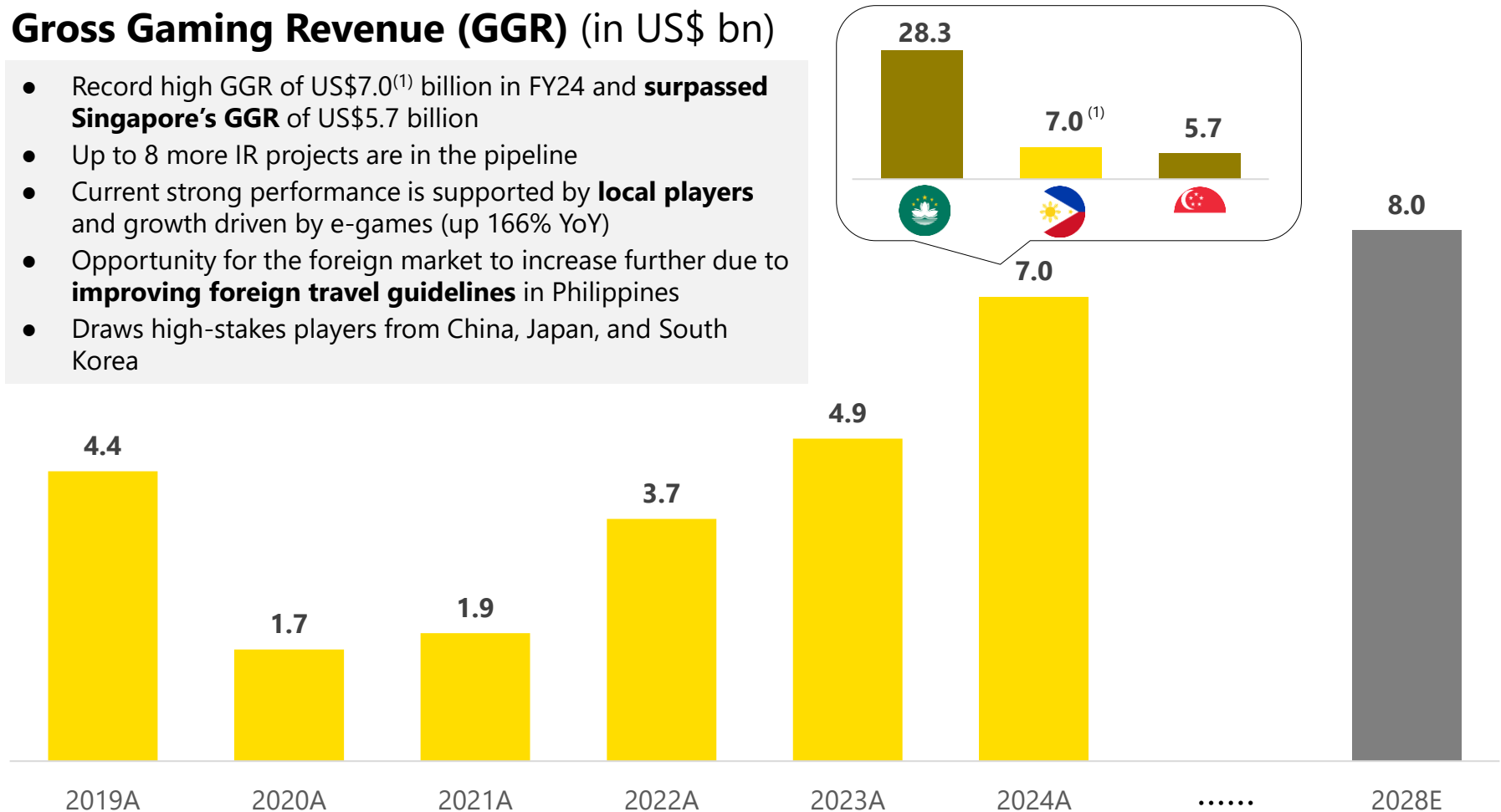
Penetration Rate (EGMs per Million Population)



PHILIPPINES – IS THERE ROOM FOR MORE?

Gross Gaming Revenue (GGR) (in US\$ bn)

- Record high GGR of US\$7.0⁽¹⁾ billion in FY24 and **surpassed Singapore's GGR** of US\$5.7 billion
- Up to 8 more IR projects are in the pipeline
- Current strong performance is supported by **local players** and growth driven by e-games (up 166% YoY)
- Opportunity for the foreign market to increase further due to **improving foreign travel guidelines** in Philippines
- Draws high-stakes players from China, Japan, and South Korea



APPENDIX

GLOSSARY OF TERMS

AI	Artificial Intelligence
EGM	Electronic Gaming Machine
GGR	Gross Gaming Revenue. The difference between gaming wins and losses before the deduction of casino operating costs and expenses.
IR	Integrated Resort. A resort property that includes a hotel with a casino as well as non-gaming facilities.
IGL	Internet Gaming Licensee. Offshore gaming companies that is issued license to operate in the Philippines to offer remote gaming to customers outside of Philippines where online gaming is legal.
LTM	Last Twelve Months
PAGCOR	Philippine Amusement and Gaming Corporation. Gaming regulator as well as operators of several casino and slot clubs in Philippines.
PIGO	Philippines Inland Gaming Operators. Online gambling services for domestic market and unlike traditional online gambling, it is connected to physical gaming machines or tables available at a physical casino. Also known as 'remote gaming'.
WPU	Win per Unit. Total win divided by total number of units.

Q&A



THANK YOU